

# The Role of the Preceptor: Back to Basics

Laura Duvall, PharmD, BCPS

# Disclosures

- Laura Duvall, PharmD, BCPS
  - Nothing to disclose

# Objectives

Define the role of a preceptor

Discuss preceptor expectations when working with residents in a variety of settings

# Defining the role of a preceptor

# Mentoring vs. Preceptoring

- Mentoring
  - The activity of supporting and advising someone with less experience to help them develop in their work
- Precepting
  - A practice of providing a learner the opportunity to develop and apply the art and science of a profession in a practice setting

# Let's Chat

- Can you be a mentor AND a preceptor?
  - Should you be? Or should these be separate?
- What are some similarities and differences between mentors and preceptors?

# Mentoring vs. Preceptoring

## Role of a Mentor

Involves a partnership for support

Investment of time and energy

Relationship built on trust and respect

Fostering long-term growth and development

Professional (career) guidance

Celebrate achievements of success when obtained

## Role of a Preceptor

Involves a partnership for education

Investment of time and energy

Individualization of learning activities

Teamwork

Coaching

Evaluation of performance

Professional role modeling

Guidance

# Characteristics of a Preceptor

- Core Values
  - Professionalism
  - Desire to share knowledge and experiences with students
  - Willingness to advise, mentor and provide valuable feedback and direction
  - Willingness to commit the time necessary for precepting
  - Respect for others
  - Willingness to work with diverse student population



# Characteristics of a Preceptor

- Focus Areas When Teaching:
  - Teaching professionalism
  - Effective communication
  - Application of the knowledge and skills they have gained from formal courses to real patient care situations

# Characteristics of a Preceptor

- Structured experiences
  - Setting expectations with a formal orientation
  - Learning by doing
  - Providing constructive and scheduled feedback
  - Deriving mutual benefit

## Let's Chat!

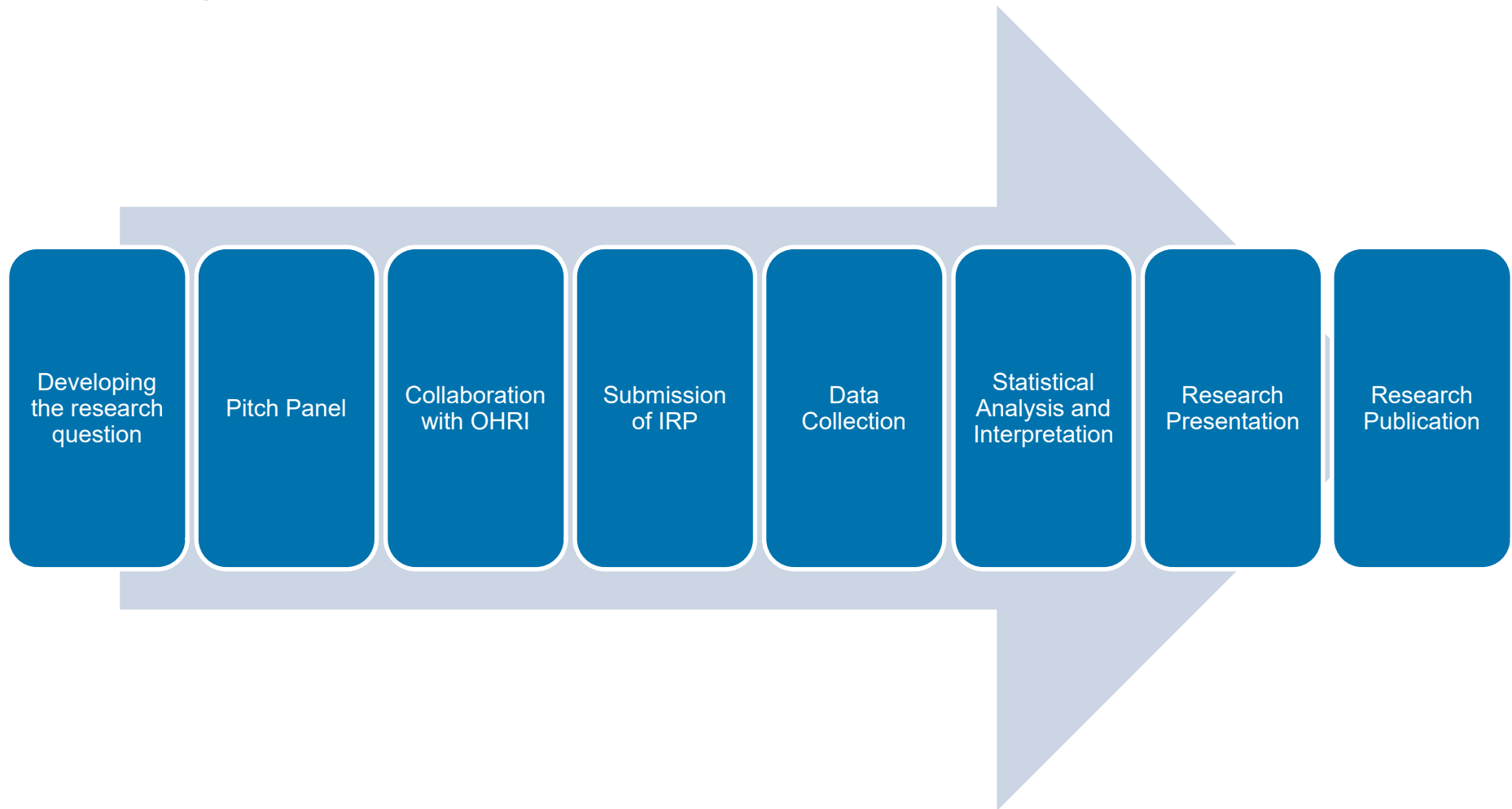
- In what ways have you used a learner as an extender of yourself?

# Precepting as a Desired Component of Being of Pharmacist

- Goal to make the role of the preceptor as important to our associates as the operational and clinical services we provide
- What's your LEGACY?

# Preceptor Expectations When Working with Residents

# Precepting a Residency Research Project



# Resources for Precepting a Residency Research Project

## **Pharmacy Resident Resources**

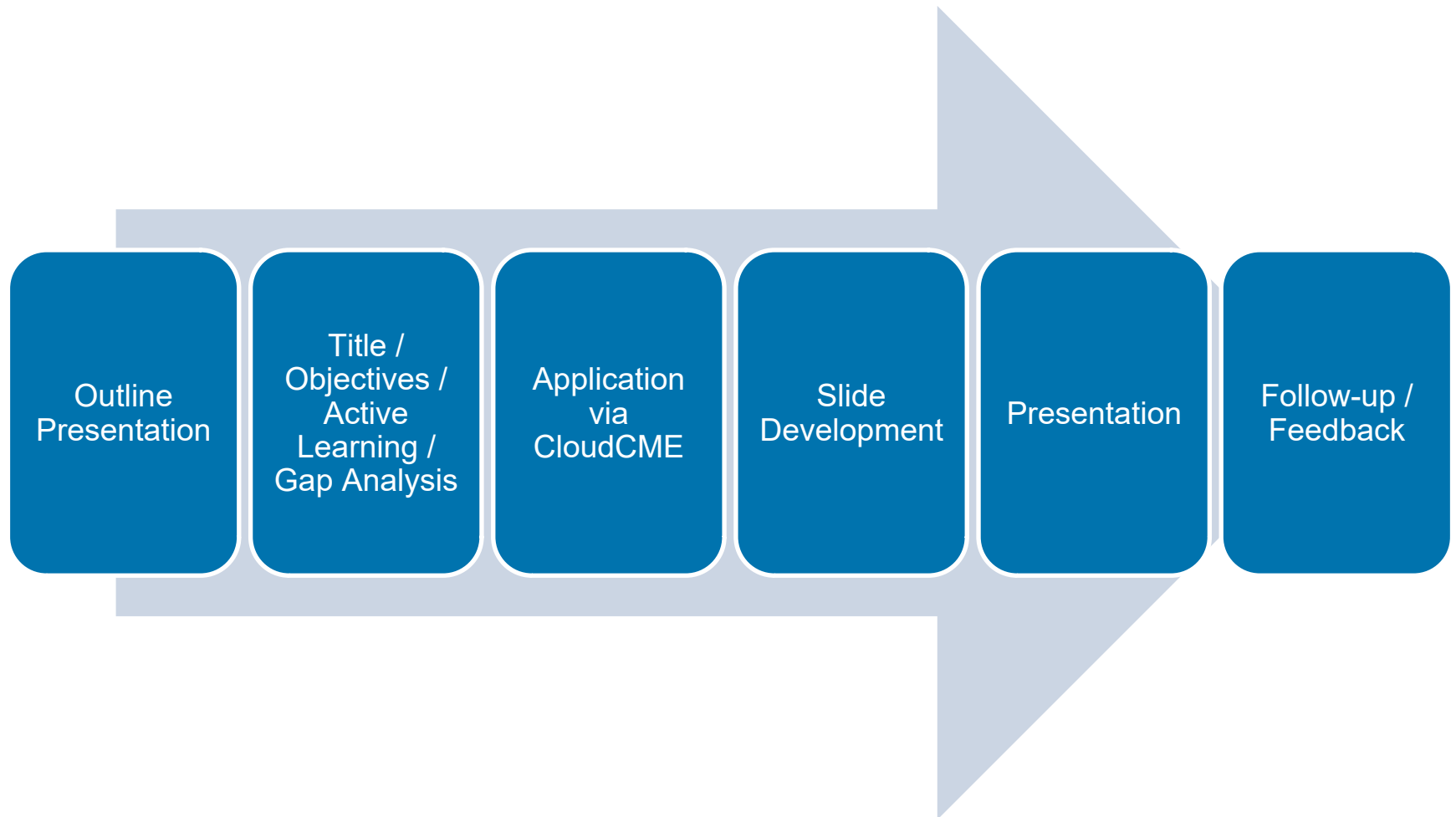
[OhioHealth Residency Homepage](#)

[System Pharmacy Residency Manual](#)

[Stats Lecture](#)

[OHRI Academic Resource Resident Orientation](#)

# Precepting a Resident's CE



# Resources for Precepting a Resident's CE

## **Continuing Education Resources**

[Pharmacist's and Pharmacy Technician's Letter Sign-In Quick Guide](#)

[Hospital Pharmacist's Letter](#)

[Hospital Pharmacy Technician's Letter](#)

[Natural Medicines](#)

[Pharmacist's Letter](#)

[Pharmacy Technician's Letter](#)

[Continuing Education Guidance Document for Application and Presentation of a CPE Activity](#)

[Instructions for Accessing the Continuing Pharmacy Education Shared Calendar](#)

[How to Sign In to a CE Activity with the WebEx Meeting ID](#)

[Set up Your CloudCME Profile](#)

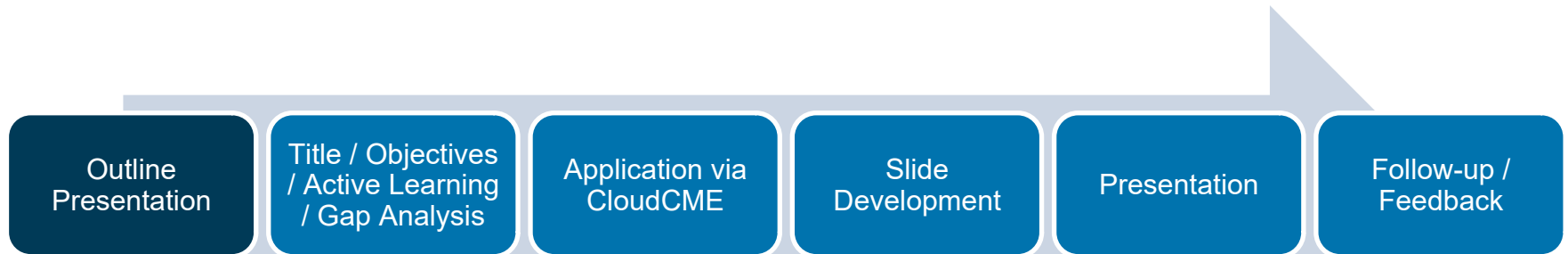
[Login to CloudCME](#)

[FY21 CE Schedule](#)

[Current Month Upcoming CE Program Announcements](#)



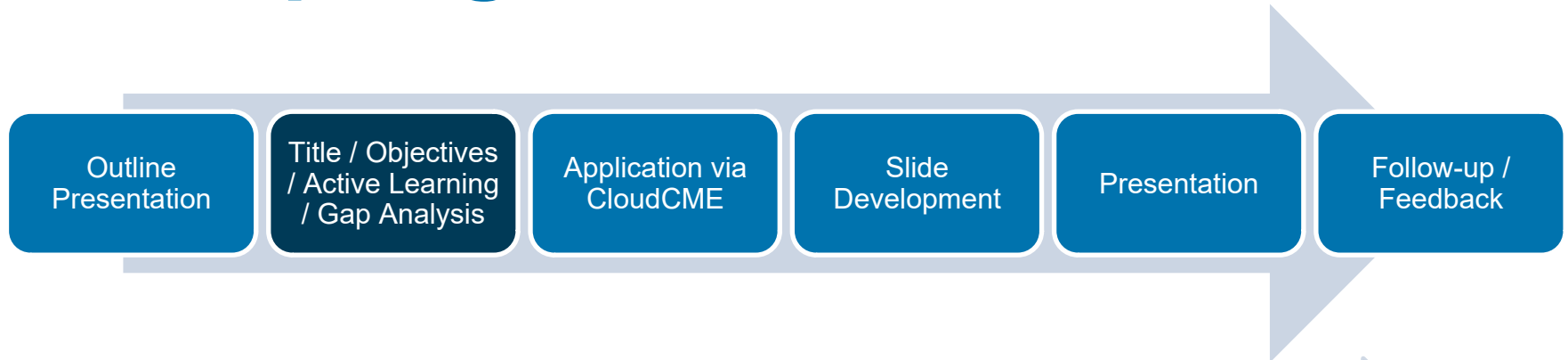
# Precepting a Resident's CE



## Outline Presentation

- Background Info
- Subject specifics
- Research
- Conclusions / Take home points

# Precepting a Resident's CE



**Title**

**Learning Objectives**

- Bloom's Taxonomy
- Verbs must match activity type
- LO's describe what the learner will take away from the activity

# Precepting a Resident's CE



## Gap Analysis

- What is staff lacking?
- What is happening vs. what should be happening?
- How will your CE address the identified gap?
- Active participation
- Achievement of success

# Precepting a Resident's CE

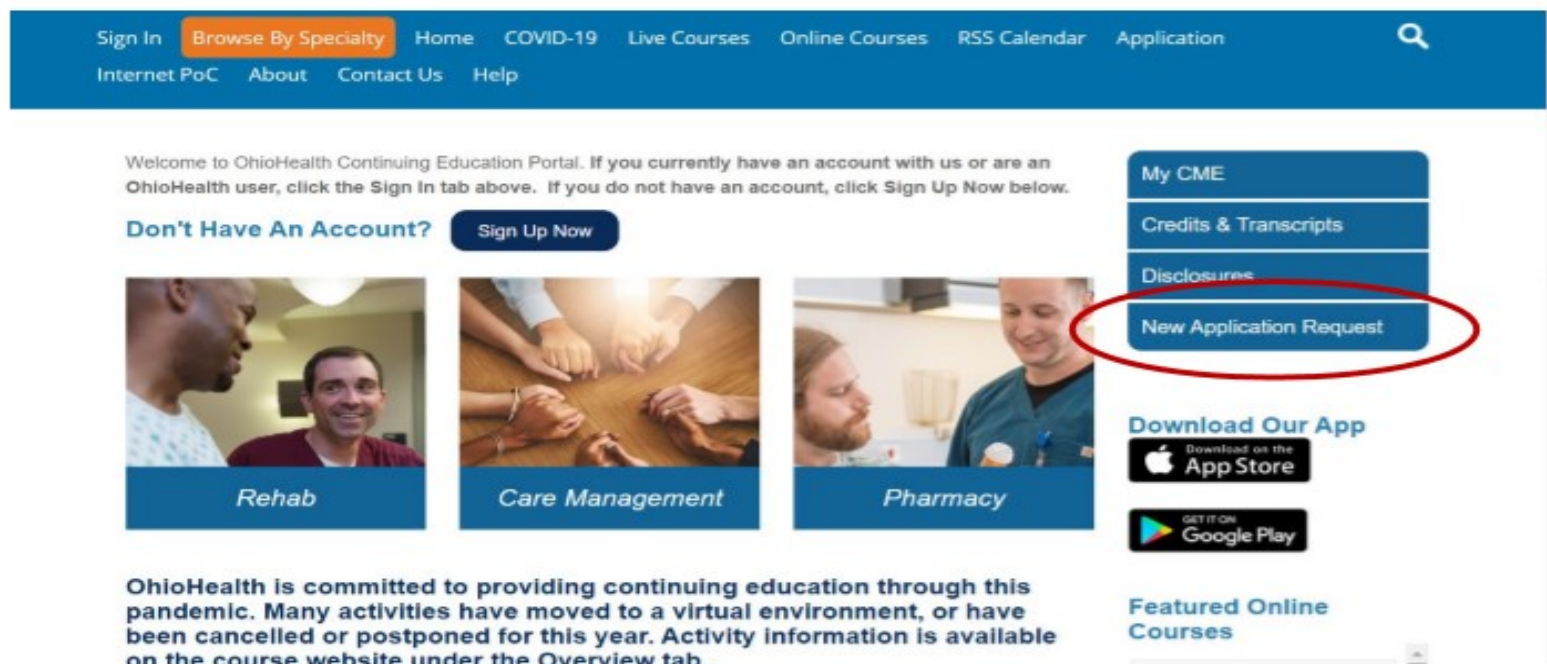


## Application via CloudCME

- Continuing Education Guidance Document for Application and Presentation of a CPE Activity

# How To Fill Out a New Application Request Via CloudCME

1. Go to <https://ohiohealth.cloud-cme.com/default.aspx> and click on New Application Request



Sign In **Browse By Specialty** Home COVID-19 Live Courses Online Courses RSS Calendar Application

Internet PoC About Contact Us Help

Welcome to OhioHealth Continuing Education Portal. If you currently have an account with us or are an OhioHealth user, click the Sign In tab above. If you do not have an account, click Sign Up Now below.

**Don't Have An Account?** [Sign Up Now](#)

Rehab Care Management Pharmacy

My CME  
Credits & Transcripts  
Disclosures  
**New Application Request**

Download Our App  
Download on the App Store  
GET IT ON Google Play

Featured Online Courses

OhioHealth is committed to providing continuing education through this pandemic. Many activities have moved to a virtual environment, or have been cancelled or postponed for this year. Activity information is available on the course website under the Overview tab.

2. Click on New Application



Sign Out Home COVID-19 Live Courses Online Courses RSS Calendar Application Internet PoC About

Contact Us Help **My CME**

New Application Request

Instructions:

As part of the application process, please complete all sections and scroll to the bottom of each form and click Save. The application may be edited as needed until all required information is entered. But before you begin, you will need to have some information handy to answer all of the questions.

**NEW APPLICATION**

[Return To Applications List](#)

Select ACPE for pharmacy continuing education credit.

Most pharmacy activities are "live activities". Enduring material may be selected if your activity will be recorded and posted for future viewing.

Proposed Activity Title: \*

Select all that apply: \*

- ACCME (Physicians)  AOA (Osteopathic Physicians)  
 ACPE (Pharmacists and/or Pharmacy Technicians)

Activity Format Definitions (click to expand/collapse)

Activity Format: \*

- Live Activity  Enduring Material  
 Journal-based CME activity  Test-item writing activity  
 Manuscript review activity  PI CME activity  
 Internet point-of-care activity  Learning from teaching  
 Other

Activity Type:

Directly Provided - Course

Sub-Category:

- Case Based Discussion  Lecture  
 Panel  Simulation  
 Skill-Based Training  Small Group Discussion  
 Other

Choose Case Based Discussion / Lecture or both.

Only select 1 choice. Most (not all) CPE is delineated 01 or 04;

#### ACPE

Topic Designator:

- 01: Disease State Management/Drug Therapy  
 02: AIDS Therapy  
 03: Law  
 04: General Pharmacy  
 05: Patient Safety

# Precepting a Resident's CE



## Slide Development

- Continuing Education Guidance Document for Application and Presentation of a CPE Activity

*General slide visualization strategies:*

- Use a concise title that reflects the purpose of the presentation
- Use no more than 6-7 lines of text per slide
- Use no more than 6-7 words on a line
- Double check all information for accuracy of data, spelling, and syntax
- If using slide build sequences, ensure that the sequence does not detour from the content of the presentation
- DO NOT use brand names, unless necessary to enhance the content of the presentation

12



*For an effective presentation:*

- DO know what points you want to highlight
- DO use visuals as an outline for the activity content
- DO present your thoughts in an organized manner

*OhioHealth copyright rules:*

- No clip art unless it is from clipart.com (fee based service, presenter responsible for fee)
- No pictures from the internet unless from a 'free' stock photo site with source documentation
  - <https://www.pexels.com/>
  - <https://pixabay.com/>
  - <https://unsplash.com/>
  - <http://www.freedigitalphotos.net/>
  - <https://stocksnap.io/>
- Your own pictures taken with your own camera are allowed.
- ClinicalKey or ClinicalKey Nursing (on e-Source) images are allowed.
- No cropped tables or graphs from an article, without permission obtained from the author.

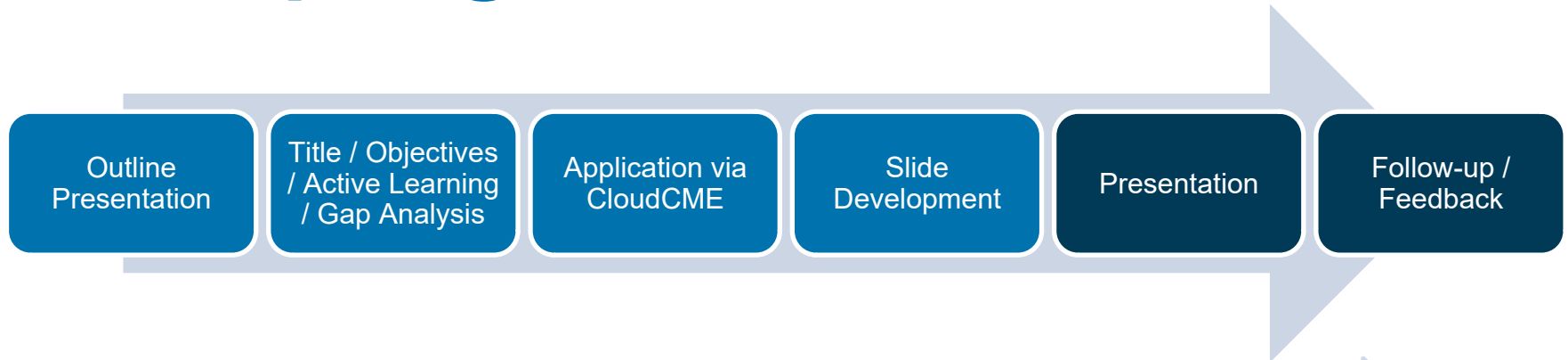
**Slide Review Criteria**

Slides for OhioHealth Pharmacy Services CPE activities must be approved by a member of the OhioHealth Pharmacy Services CPE Committee. Slides should be uploaded via CloudCME no later than 2 weeks prior to the activity date. The criteria below will be assessed and rated as follows: No changes needed, revision suggested, revision required. You will be notified of the result of your slide review within 5 business days after your slides are submitted for approval.

- Slide 2:** The speaker's disclosures are listed
  - **Speaker X** has disclosed that she/he has no relevant financial disclosures. No one else in a position to control content has any financial relationships to disclose.
  - **Speaker X** has disclosed that he/she is <insert disclosure>. No one else in a position to control content has any financial relationships to disclose.
- Slide 3:** List of final, approved activity objectives



# Precepting a Resident's CE



## Presentation

- Be present for the learner's presentation

## Follow-up / Feedback

- Give timely feedback on how the learner did throughout the entire process

# Final Parting Words

- Define your professional legacy

“Believe in your residents and help them find a way around the obstacles to change the trajectory for a struggling resident. Taking time to listen and offer empathy and compassion to help develop your future colleagues into caring professionals is worth your investment of time.”

# References

- *Preceptor's Handbook for Pharmacists* (4<sup>th</sup> ed.).
- *Letters from Pharmacy Preceptors: Pearls for Success*

# Question and Answer

# The Role of the Preceptor: Back to Basics

Laura Duvall, PharmD, BCPS