



simpliphy

Compensation Statement

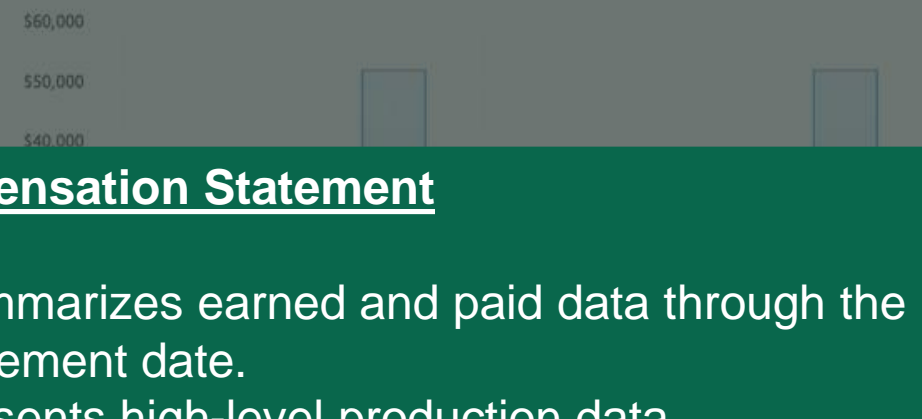
Statement Date: 12/31/2017

Smith, John ID 1000000000 Dept Orthopedic Surgery: Spine 01/01/2017 - 12/31/2017

Summary

	DEC	CONTRACT YTD
Prior Year Balance		\$7,062
Salary	\$36,346	\$450,000
Production Incentive	\$54,141	
Other Earnings	\$4,250	
Total Earned		
Payroll Paid	(\$34,615)	
Payroll Accrued		
Total Paid		
Owed		

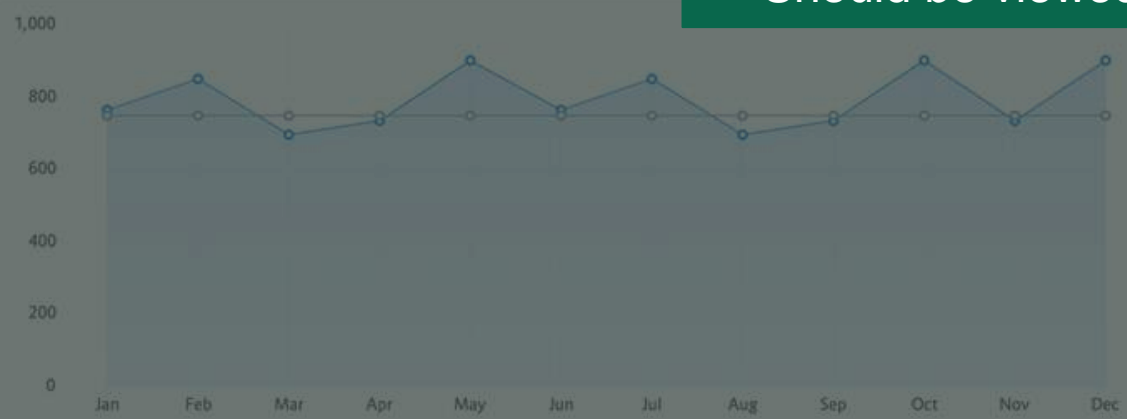
Payroll Paid



Compensation Statement

- Summarizes earned and paid data through the statement date.
- Presents high-level production data.
- Defines other earnings received not related to production incentive.
- Should be viewed monthly.

Production



RVUs Charges Collections

Estimated Annual Pay

\$7,341 Estimated Annual RVUs (26 Percentile)
12,171 Median Survey Annual RVUs

Other Earnings

DESCRIPTION	RATE	DEC UNITS	DEC TOTAL	YTD UNITS	YTD TOTAL
Administrative	\$150	7	\$1,050	50	\$7,500
Call	\$800	4	\$3,200	26	\$20,800

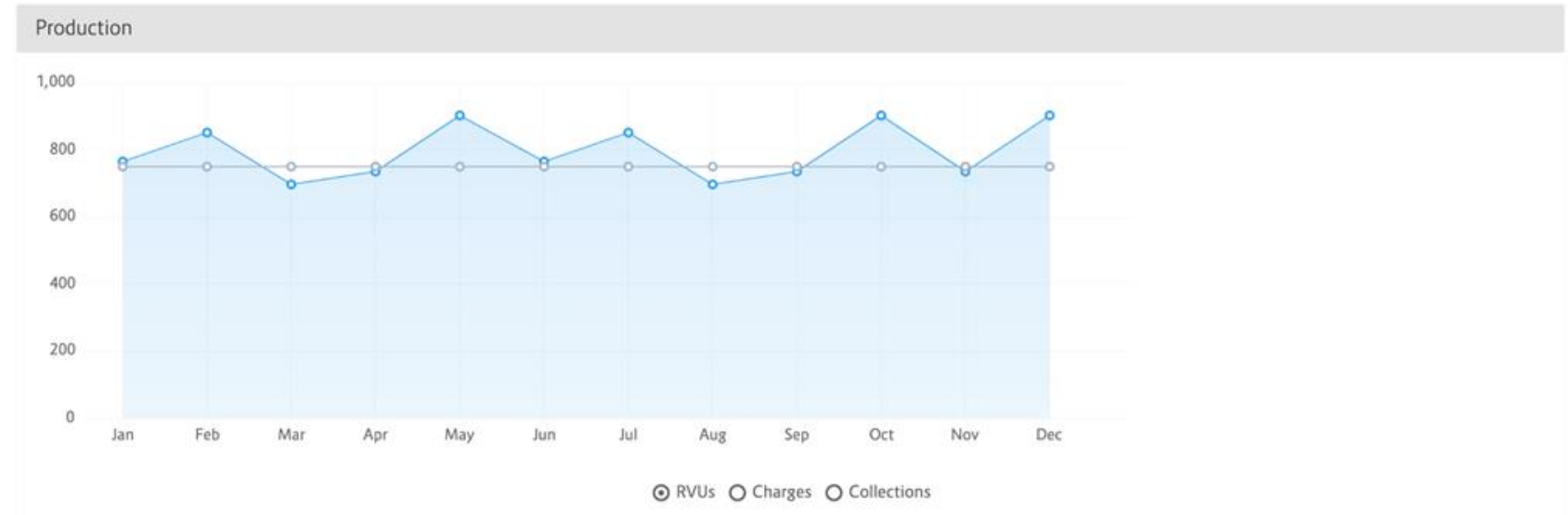
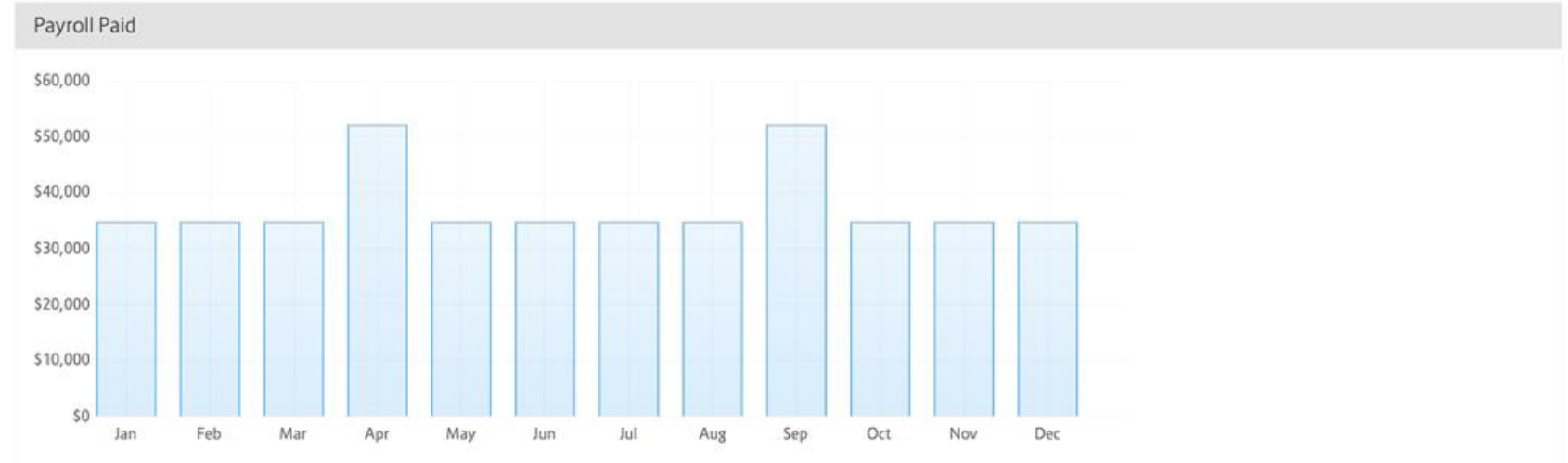
Full List

Compensation Statement

Statement Date: 12/31/2017

Smith, John ID 1000000000 Dept Orthopedic Surgery: Spine 01/01/2017 - 12/31/2017

	DEC	CONTRACT YTD
Prior Year Balance		\$7,062
Salary	\$36,346	\$450,000
Production Incentive	\$54,141	\$572,453
Other Earnings	\$4,250	\$28,300
Total Earned		\$600,753
Payroll Paid	(\$34,615)	(\$450,000)
Payroll Accrued		(\$17,308)
Total Paid		(\$467,308)
Owed		\$140,508



\$600,753 Estimated Annual Pay

9,541 Estimated Annual RVUs (26 Percentile)

12,171 Median Survey Annual RVUs

Other Earnings

DESCRIPTION	RATE	DEC UNITS	DEC TOTAL	YTD UNITS	YTD TOTAL
Administrative	\$150	7	\$1,050	50	\$7,500
Call	\$800	4	\$3,200	26	\$20,800

[Full List](#)

Compensation Statement

Smith, John ID 1000000000 Dept Orthopedic Surgery: Spine 01/01/2017 - 12/31/2017

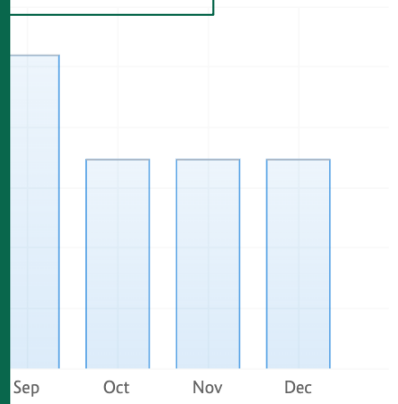
Statement Date: 12/31/2017

Summary

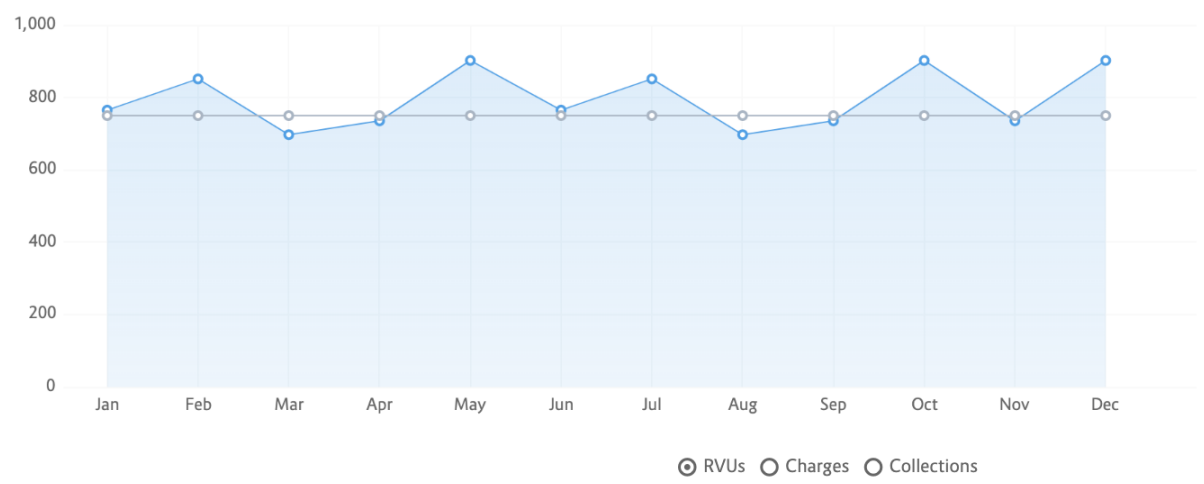
	DEC	CONTRACT YTD
Prior Year Balance		\$7,750
Salary	\$36,346	\$450,000
Production Incentive	\$54,141	\$572,000
Other Earnings	\$4,250	\$28,000
Total Earned		\$600,753
Payroll Paid	(\$34,615)	(\$450,000)
Payroll Accrued		(\$17,387)
Total Paid		(\$467,387)
Owed		\$140,000

Additional Detail (from left to right)

- Bar graph icon provides current contract plan and a graph that forecasts production vs. earnings for contract year.
- Download icon produces line-level detail of the statement summary data.
- Use the date dropdown to choose previous monthly statements.



Production



\$600,753 Estimated Annual Pay

9,541 Estimated Annual RVUs (26 Percentile)

12,171 Median Survey Annual RVUs

Other Earnings

DESCRIPTION	RATE	DEC UNITS	DEC TOTAL	YTD UNITS	YTD TOTAL
Administrative	\$150	7	\$1,050	50	\$7,500
Call	\$800	4	\$3,200	26	\$20,800

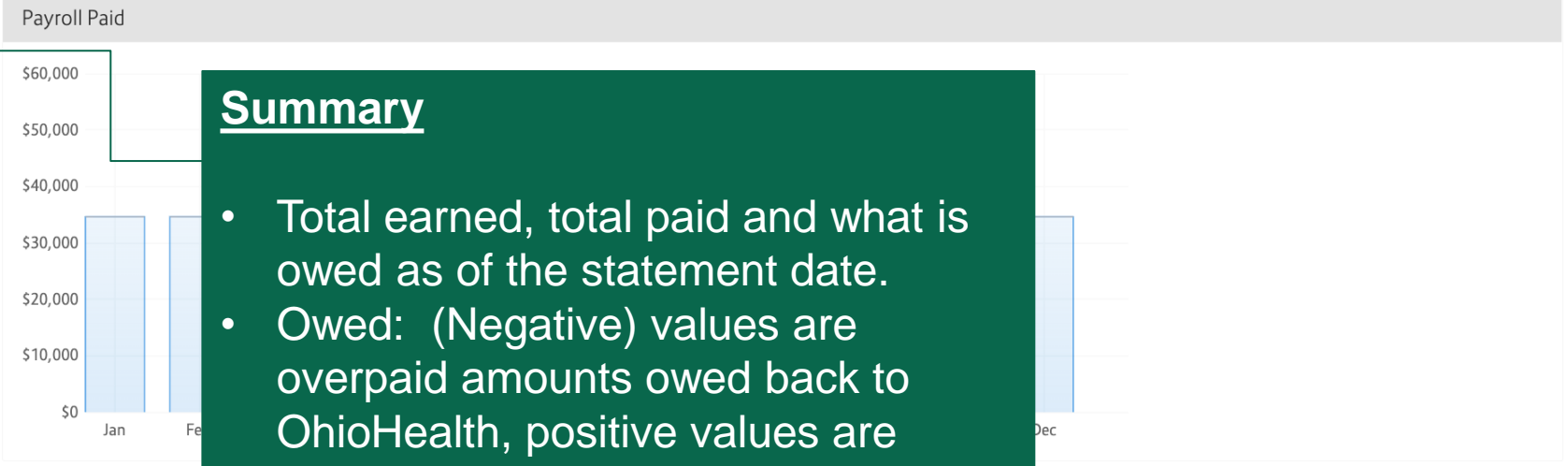
[Full List](#)

Compensation Statement

Statement Date: 12/31/2017

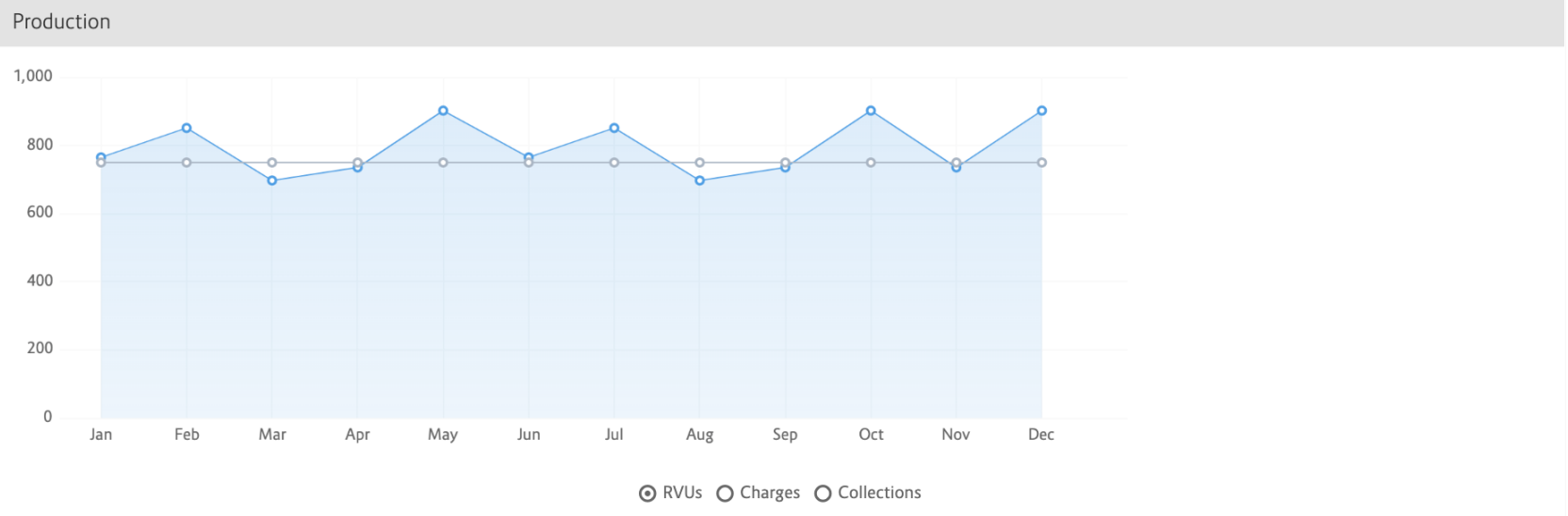
Smith, John ID 1000000000 Dept Orthopedic Surgery: Spine 01/01/2017 - 12/31/2017

	DEC	CONTRACT YTD
Prior Year Balance		\$7,062
Salary	\$36,346	\$450,000
Production Incentive	\$54,141	\$572,453
Other Earnings	\$4,250	\$28,300
Total Earned		\$600,753
Payroll Paid	(\$34,615)	(\$450,000)
Payroll Accrued		(\$17,308)
Total Paid		(\$467,308)
Owed		\$140,508



Summary

- Total earned, total paid and what is owed as of the statement date.
- Owed: (Negative) values are overpaid amounts owed back to OhioHealth, positive values are amounts owed to the provider.



\$600,753 Estimated Annual Pay
9,541 Estimated Annual RVUs (26 Percentile)
12,171 Median Survey Annual RVUs

Other Earnings					
DESCRIPTION	RATE	DEC UNITS	DEC TOTAL	YTD UNITS	YTD TOTAL
Administrative	\$150	7	\$1,050	50	\$7,500
Call	\$800	4	\$3,200	26	\$20,800

[Full List](#)

Compensation Statement

Statement Date: 12/31/2017

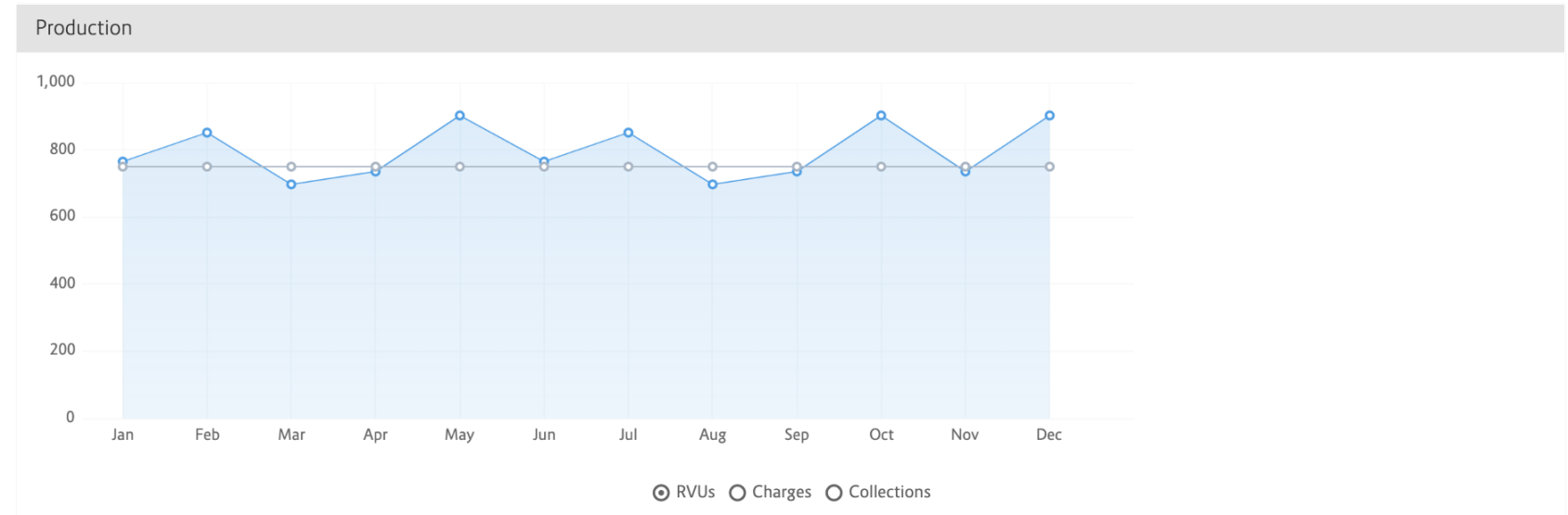
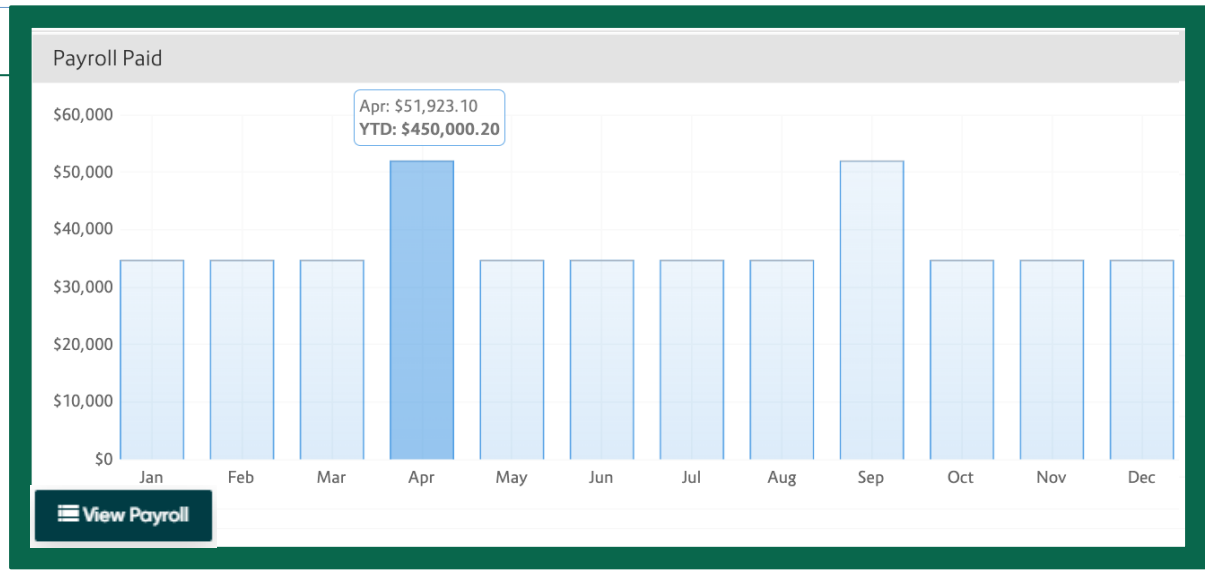
Smith, John ID 1000000000 Dept Orthopedic Surgery: Spine 01/01/2017 - 12/31/2017

Summary

Payroll Paid

- Breaks down payroll by month and the YTD total.
- Click view payroll for line detail of payments.

Total Paid	(\$467,308)
Owed	\$140,508



\$600,753 Estimated Annual Pay

9,541 Estimated Annual RVUs (26 Percentile)

12,171 Median Survey Annual RVUs

Other Earnings

DESCRIPTION	RATE	DEC UNITS	DEC TOTAL	YTD UNITS	YTD TOTAL
Administrative	\$150	7	\$1,050	50	\$7,500
Call	\$800	4	\$3,200	26	\$20,800

[Full List](#)

Compensation Statement

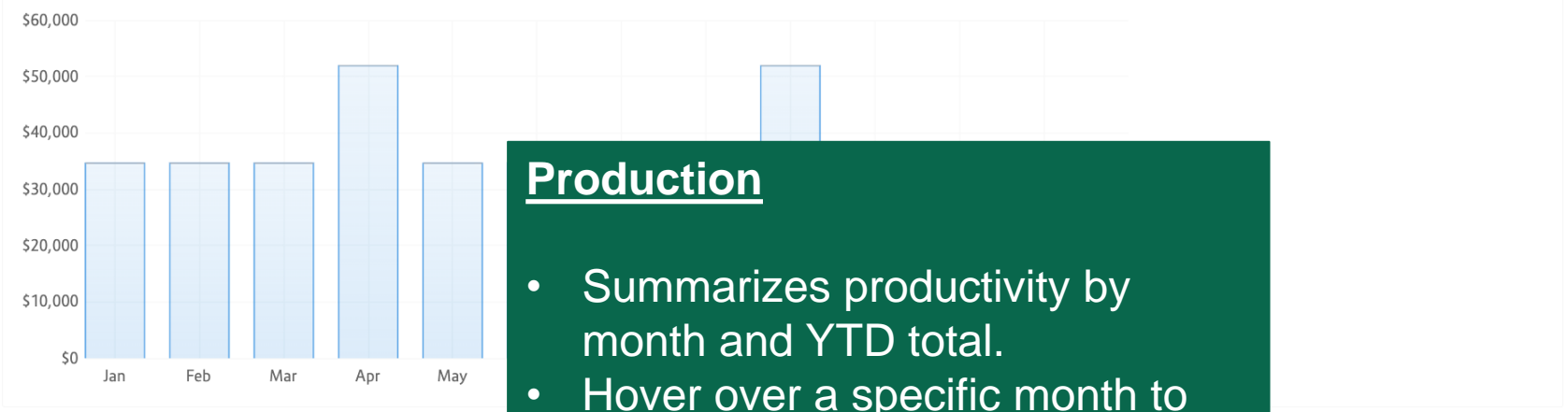
Statement Date: 12/31/2017

Smith, John ID 1000000000 Dept Orthopedic Surgery: Spine 01/01/2017 - 12/31/2017

Summary

	DEC	CONTRACT YTD
Prior Year Balance		\$7,062
Salary	\$36,346	\$450,000
Production Incentive	\$54,141	\$572,453
Other Earnings	\$4,250	\$28,300
Total Earned		\$600,753
Payroll Paid	(\$34,615)	(\$450,000)
Payroll Accrued		(\$17,308)
Total Paid		(\$467,308)
Owed		\$140,508

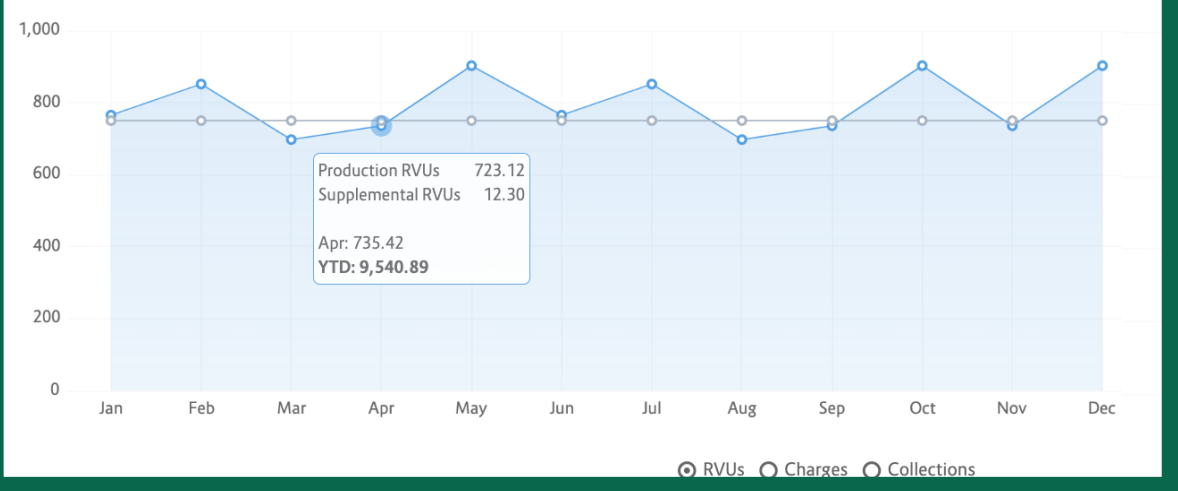
Payroll Paid



Production

- Summarizes productivity by month and YTD total.
- Hover over a specific month to see that month's totals.
- Target line of threshold or production needed to maintain draw. Provides visible comparison to actual production.

Production



Other Earnings

DESCRIPTION	RATE	DEC UNITS	DEC TOTAL	YTD UNITS	YTD TOTAL
Administrative	\$150	7	\$1,050	50	\$7,500
Call	\$800	4	\$3,200	26	\$20,800

[Full List](#)

Compensation Statement

Statement Date: 12/31/2017

Smith, John ID 1000000000 Dept Orthopedic Surgery: Spine 01/01/2017 - 12/31/2017

Summary

Payroll Paid

DEC CONTRACT YTD \$60,000

Detail

MONTH	PAYROLL		RVUS	TARGET RVUS	CHARGES
Oct	\$38,138.48	Production RVUs	550.06 550.06	413.50	\$58,204.00
Nov	\$46,776.76	Production RVUs	526.68 526.68	413.50	\$55,697.00
Dec	\$30,788.16	Production RVUs Extra Shift RVUs	408.02 438.96 -30.94	413.50	\$46,359.00
Jan	\$32,792.30	Production RVUs Extra Shift RVUs	761.06 873.28 -112.22	413.50	\$92,273.00
Feb	\$44,020.10	Production RVUs Extra Shift RVUs	479.99 653.07 -173.08	413.50	\$68,169.00
Mar	\$28,892.30	Production RVUs	618.53 618.53	413.50	\$64,602.00
YTD	\$221,408.10	Production RVUs Extra Shift RVUs	3,344.34 3,660.58 -316.24	2,481.00	\$385,304.00

Production Detail

- Click detail bar just below the production graph for data in a table format.
- wRVU sources broken out, if applicable. Example: FMLA supplemental wRVUs

Other Earnings

DESCRIPTION	RATE	DEC UNITS	DEC TOTAL	YTD UNITS	YTD TOTAL
Administrative	\$150	7	\$1,050	50	\$7,500
Call	\$800	4	\$3,200	26	\$20,800

[Full List](#)

RVUs Charges Collections

Compensation Statement

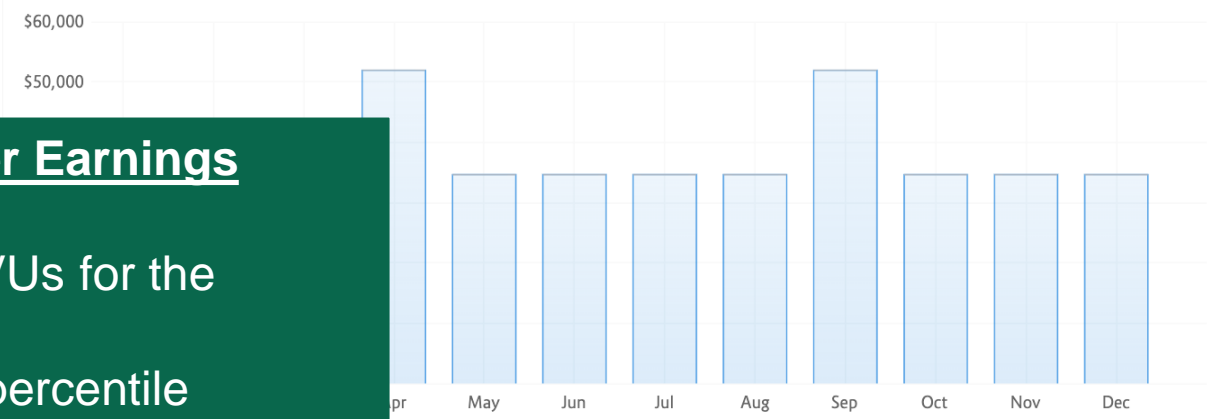
Statement Date: 12/31/2017

Smith, John ID 1000000000 Dept Orthopedic Surgery: Spine 01/01/2017 - 12/31/2017

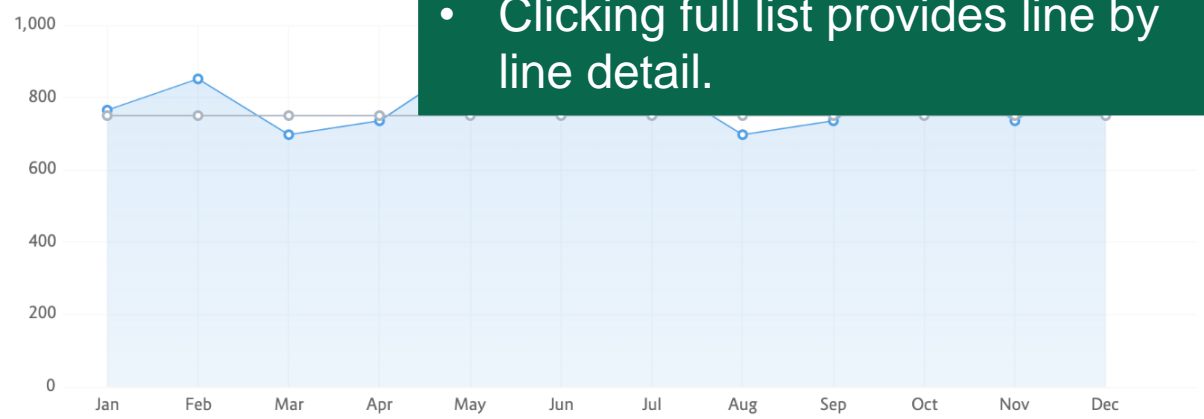
Summary

	DEC	CONTRACT YTD
Prior Year Balance		\$7,062
Salary		
Production Incentive		
Other Earnings		
Total Earned		
Payroll Paid		
Payroll Accrued		
Total Paid		
Owed		

Payroll Paid



Production



Surveys and Other Earnings

- Forecasted wRVUs for the contract year
- Current survey percentile according to specialty.
- Clinical FTE status
- Summary of other earnings.
- Clicking full list provides line by line detail.

★ Tip: To forecast annual incentive earned, est. annual RVUs x rate.

4,073 Estimated Annual RVUs

6,926 Median Survey Annual RVUs for 1 FTE

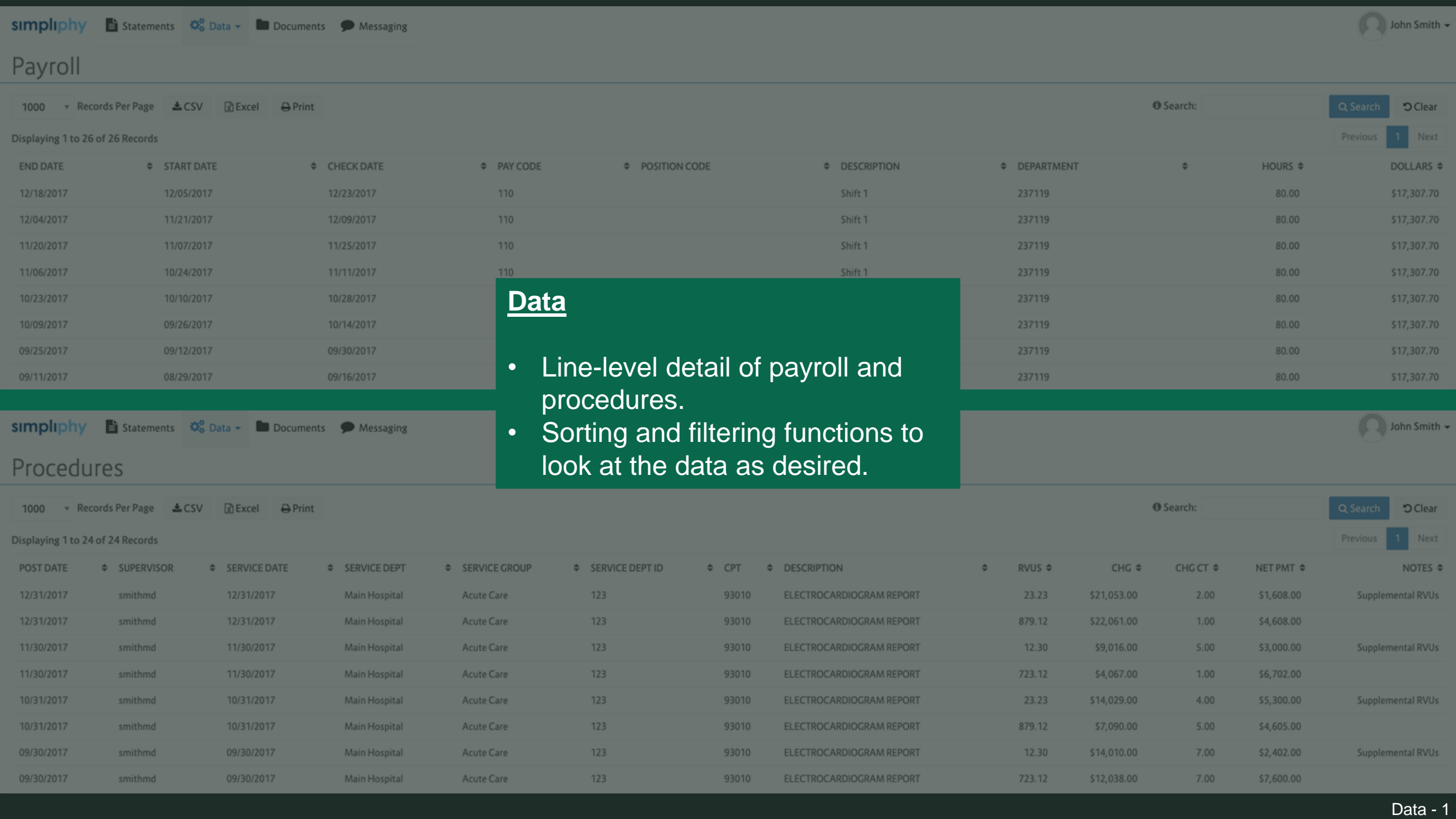
1.00 Clinical

Other Earnings

DESCRIPTION	RATE	DEC UNITS	DEC TOTAL	YTD UNITS	YTD TOTAL
Administrative	\$150	7	\$1,050	50	\$7,500
Call	\$800	4	\$3,200	26	\$20,800

[Full List](#)

RVUs Charges Collections



Data

- Line-level detail of payroll and procedures.
- Sorting and filtering functions to look at the data as desired.

1000 Records Per Page CSV Excel Print Search: Search Clear

Displaying 1 to 26 of 26 Records

END DATE	START DATE	CHECK DATE	PAY CODE	POSITION CODE	DESCRIPTION	DEPARTMENT	HOURS	DOLLARS
12/18/2017	12/05/2017	12/23/2017	110		Shift 1	237119	80.00	\$17,307.70
12/04/2017	11/21/2017	12/09/2017	110		Shift 1	237119	80.00	\$17,307.70
11/20/2017	11/07/2017	11/25/2017	110		Shift 1	237119	80.00	\$17,307.70
11/06/2017	10/24/2017	11/11/2017	110		Shift 1	237119	80.00	\$17,307.70
10/23/2017	10/10/2017	10/28/2017				237119	80.00	\$17,307.70
10/09/2017	09/26/2017	10/14/2017				237119	80.00	\$17,307.70
09/25/2017	09/12/2017	09/30/2017				237119	80.00	\$17,307.70
09/11/2017	08/29/2017	09/16/2017				237119	80.00	\$17,307.70

1000 Records Per Page CSV Excel Print Search: Search Clear

Displaying 1 to 24 of 24 Records

POST DATE	SUPERVISOR	SERVICE DATE	SERVICE DEPT	SERVICE GROUP	SERVICE DEPT ID	CPT	DESCRIPTION	RVUS	CHG	CHG CT	NET PMT	NOTES
12/31/2017	smithmd	12/31/2017	Main Hospital	Acute Care	123	93010	ELECTROCARDIOGRAM REPORT	23.23	\$21,053.00	2.00	\$1,608.00	Supplemental RVUs
12/31/2017	smithmd	12/31/2017	Main Hospital	Acute Care	123	93010	ELECTROCARDIOGRAM REPORT	879.12	\$22,061.00	1.00	\$4,608.00	
11/30/2017	smithmd	11/30/2017	Main Hospital	Acute Care	123	93010	ELECTROCARDIOGRAM REPORT	12.30	\$9,016.00	5.00	\$3,000.00	Supplemental RVUs
11/30/2017	smithmd	11/30/2017	Main Hospital	Acute Care	123	93010	ELECTROCARDIOGRAM REPORT	723.12	\$4,067.00	1.00	\$6,702.00	
10/31/2017	smithmd	10/31/2017	Main Hospital	Acute Care	123	93010	ELECTROCARDIOGRAM REPORT	23.23	\$14,029.00	4.00	\$5,300.00	Supplemental RVUs
10/31/2017	smithmd	10/31/2017	Main Hospital	Acute Care	123	93010	ELECTROCARDIOGRAM REPORT	879.12	\$7,090.00	5.00	\$4,605.00	
09/30/2017	smithmd	09/30/2017	Main Hospital	Acute Care	123	93010	ELECTROCARDIOGRAM REPORT	12.30	\$14,010.00	7.00	\$2,402.00	Supplemental RVUs
09/30/2017	smithmd	09/30/2017	Main Hospital	Acute Care	123	93010	ELECTROCARDIOGRAM REPORT	723.12	\$12,038.00	7.00	\$7,600.00	

Payroll

1000 Records Per Page CSV Excel Print

Search: Search Clear

Displaying 1 to 26 of 26 Records

Previous 1 Next

END DATE	START DATE	CHECK DATE	PAY CODE	POSITION CODE	DESCRIPTION	DEPARTMENT	HOURS	DOLLARS
12/18/2017	12/05/2017	12/23/2017	110		Shift 1	237119	80.00	\$17,307.70
12/04/2017	11/21/2017	12/09/2017	110		Shift 1	237119	80.00	\$17,307.70
11/20/2017	11/07/2017	11/25/2017	110		Shift 1	237119	80.00	\$17,307.70
11/06/2017	10/24/2017	11/11/2017	110		Shift 1	237119	80.00	\$17,307.70
10/23/2017	10/10/2017	10/28/2017	110		Shift 1	237119	80.00	\$17,307.70
10/09/2017	09/26/2017	10/14/2017	110		Shift 1	237119	80.00	\$17,307.70
09/25/2017	09/12/2017	09/30/2017	110		Shift 1	237119	80.00	\$17,307.70
09/11/2017	08/29/2017	09/16/2017	110		Shift 1	237119	80.00	\$17,307.70

Procedures

1000 Records Per Page CSV Excel Print

Search: Search Clear

Displaying 1 to 24 of 24 Records

Previous 1 Next

POST DATE	SUPERVISOR	SERVICE DATE	SERVICE DEPT	SERVICE GROUP	SERVICE DEPT ID	CPT	DESCRIPTION	RVUS	CHG	CHG CT	NET PMT	NOTES
12/31/2017	smithmd	12/31/2017	Main Hospital	Acute Care	123	93010	ELECTROCARDIOGRAM REPORT	23.23	\$21,053.00	2.00	\$1,608.00	Supplemental RVUs
12/31/2017	smithmd	12/31/2017	Main Hospital	Acute Care	123	93010	ELECTROCARDIOGRAM REPORT	879.12	\$22,061.00	1.00	\$4,608.00	
11/30/2017	smithmd	11/30/2017	Main Hospital	Acute Care	123	93010	ELECTROCARDIOGRAM REPORT	12.30	\$9,016.00	5.00	\$3,000.00	Supplemental RVUs
11/30/2017	smithmd	11/30/2017	Main Hospital	Acute Care	123	93010	ELECTROCARDIOGRAM REPORT	723.12	\$4,067.00	1.00	\$6,702.00	
10/31/2017	smithmd	10/31/2017	Main Hospital	Acute Care	123	93010	ELECTROCARDIOGRAM REPORT	23.23	\$14,029.00	4.00	\$5,300.00	Supplemental RVUs
10/31/2017	smithmd	10/31/2017	Main Hospital	Acute Care	123	93010	ELECTROCARDIOGRAM REPORT	879.12	\$7,090.00	5.00	\$4,605.00	
09/30/2017	smithmd	09/30/2017	Main Hospital	Acute Care	123	93010	ELECTROCARDIOGRAM REPORT	12.30	\$14,010.00	7.00	\$2,402.00	Supplemental RVUs
09/30/2017	smithmd	09/30/2017	Main Hospital	Acute Care	123	93010	ELECTROCARDIOGRAM REPORT	723.12	\$12,038.00	7.00	\$7,600.00	

Payroll

1000 Records Per Page CSV Excel Print Search: Search Clear

Displaying 1 to 26 of 26 Records

END DATE	START DATE	CHECK DATE	PAY CODE	POSITION CODE	DESCRIPTION	DEPARTMENT	HOURS	DOLLARS
12/18/2017	12/05/2017	12/23/2017	110		Shift 1	237119	80.00	\$17,307.70
12/04/2017	11/21/2017	12/09/2017	110		Shift 1	237119	80.00	\$17,307.70
11/20/2017	11/07/2017	11/25/2017	110		Shift 1	237119	80.00	\$17,307.70
11/06/2017	10/24/2017	11/11/2017	110		Shift 1	237119	80.00	\$17,307.70
10/23/2017	10/10/2017	10/28/2017	110		Shift 1	237119	80.00	\$17,307.70
10/09/2017	09/26/2017	10/14/2017	110		Shift 1	237119	80.00	\$17,307.70
09/25/2017	09/12/2017	09/30/2017				237119	80.00	\$17,307.70
09/11/2017	08/29/2017	09/16/2017				237119	80.00	\$17,307.70

Sorting

- Sort the data by clicking any column header.

Procedures

1000 Records Per Page CSV Excel Print Search: Search Clear

Displaying 1 to 24 of 24 Records

POST DATE	SUPERVISOR	SERVICE DATE	SERVICE DEPT	SERVICE GROUP	SERVICE DEPT ID	CPT	DESCRIPTION	RVUS	CHG	CHG CT	NET PMT	NOTES
12/31/2017	smithmd	12/31/2017	Main Hospital	Acute Care	123	93010	ELECTROCARDIOGRAM REPORT	23.23	\$21,053.00	2.00	\$1,608.00	Supplemental RVUs
12/31/2017	smithmd	12/31/2017	Main Hospital	Acute Care	123	93010	ELECTROCARDIOGRAM REPORT	879.12	\$22,061.00	1.00	\$4,608.00	
11/30/2017	smithmd	11/30/2017	Main Hospital	Acute Care	123	93010	ELECTROCARDIOGRAM REPORT	12.30	\$9,016.00	5.00	\$3,000.00	Supplemental RVUs
11/30/2017	smithmd	11/30/2017	Main Hospital	Acute Care	123	93010	ELECTROCARDIOGRAM REPORT	723.12	\$4,067.00	1.00	\$6,702.00	
10/31/2017	smithmd	10/31/2017	Main Hospital	Acute Care	123	93010	ELECTROCARDIOGRAM REPORT	23.23	\$14,029.00	4.00	\$5,300.00	Supplemental RVUs
10/31/2017	smithmd	10/31/2017	Main Hospital	Acute Care	123	93010	ELECTROCARDIOGRAM REPORT	879.12	\$7,090.00	5.00	\$4,605.00	
09/30/2017	smithmd	09/30/2017	Main Hospital	Acute Care	123	93010	ELECTROCARDIOGRAM REPORT	12.30	\$14,010.00	7.00	\$2,402.00	Supplemental RVUs
09/30/2017	smithmd	09/30/2017	Main Hospital	Acute Care	123	93010	ELECTROCARDIOGRAM REPORT	723.12	\$12,038.00	7.00	\$7,600.00	

Payroll

1000 Records Per Page CSV Excel Print

Displaying 1 to 26 of 26 Records

END DATE	START DATE	CHECK DATE	PAY CODE	POSITION CODE	DESCRIPTION
12/18/2017	12/05/2017	12/23/2017	110		Shift 1
12/04/2017	11/21/2017	12/09/2017	110		Shift 1
11/20/2017	11/07/2017				Shift 1
11/06/2017	10/24/2017				Shift 1
10/23/2017	10/10/2017				Shift 1
10/09/2017	09/26/2017				Shift 1
09/25/2017	09/12/2017				Shift 1
09/11/2017	08/29/2017				Shift 1

Search for any term in this table plus these optional filters:
YYYY-MM to search for a specific month (for example, 2020-04)

Search: Search Clear

Previous Next

DEPARTMENT	HOURS	DOLLARS
237119	80.00	\$17,307.70
237119	80.00	\$17,307.70
237119	80.00	\$17,307.70
237119	80.00	\$17,307.70
237119	80.00	\$17,307.70
237119	80.00	\$17,307.70
237119	80.00	\$17,307.70
237119	80.00	\$17,307.70
237119	80.00	\$17,307.70

Filtering

- Filter down the data using a value from any column:
 - Post Date/ Service Date/ Check Date
 - Pay Code
 - Procedure Code
 - Etc.
- Hover over the tool tip for filtering hints.

Procedures

1000 Records Per Page CSV Excel Print

Displaying 1 to 24 of 24 Records

POST DATE	SUPERVISOR	SERVICE DATE	DESCRIPTION
12/31/2017	smithmd	12/31/2017	ELECTROCARDIOGRAM REPORT
12/31/2017	smithmd	12/31/2017	ELECTROCARDIOGRAM REPORT
11/30/2017	smithmd	11/30/2017	ELECTROCARDIOGRAM REPORT
11/30/2017	smithmd	11/30/2017	ELECTROCARDIOGRAM REPORT
10/31/2017	smithmd	10/31/2017	ELECTROCARDIOGRAM REPORT
10/31/2017	smithmd	10/31/2017	ELECTROCARDIOGRAM REPORT
09/30/2017	smithmd	09/30/2017	ELECTROCARDIOGRAM REPORT
09/30/2017	smithmd	09/30/2017	ELECTROCARDIOGRAM REPORT

Search for any term in this table plus these optional filters:
YYYY-MM to search for a specific month (for example, 2020-04)

Search: Search Clear

Previous Next

RVUS	CHG	CHG CT	NET PMT	NOTES
23.23	\$21,053.00	2.00	\$1,608.00	Supplemental RVUs
879.12	\$22,061.00	1.00	\$4,608.00	
12.30	\$9,016.00	5.00	\$3,000.00	Supplemental RVUs
723.12	\$4,067.00	1.00	\$6,702.00	
23.23	\$14,029.00	4.00	\$5,300.00	Supplemental RVUs
879.12	\$7,090.00	5.00	\$4,605.00	
12.30	\$14,010.00	7.00	\$2,402.00	Supplemental RVUs
723.12	\$12,038.00	7.00	\$7,600.00	

Payroll

1000 Records Per Page CSV Excel Print

Displaying 1 to 26 of 26 Records

Search: Search Clear

Previous 1 Next

END DATE	START DATE	CHECK DATE	PAY CODE	POSITION CODE	DESCRIPTION	DEPARTMENT	HOURS	DOLLARS
12/18/2017	12/05/2017	12/23/2017	110		Shift 1	237119	80.00	\$17,307.70
12/04/2017	11/21/2017	12/09/2017	110		Shift 1	237119	80.00	\$17,307.70
11/20/2017	11/07/2017	11/25/2017	110		Shift 1	237119	80.00	\$17,307.70
11/06/2017	10/24/2017	11/11/2017	110		Shift 1	237119	80.00	\$17,307.70
10/23/2017	10/10/2017	10/28/2017	110		Shift 1	237119	80.00	\$17,307.70
10/09/2017	09/26/2017	10/14/2017	110				80.00	\$17,307.70
09/25/2017	09/12/2017	09/30/2017	110				80.00	\$17,307.70
09/11/2017	08/29/2017	09/16/2017	110				80.00	\$17,307.70

Exporting

- After sorting and filtering, use buttons to export data.
- Option to select how many records to export.

Procedures

1000 Records Per Page CSV Excel Print

Displaying 1 to 24 of 24 Records

Search: Search Clear

Previous 1 Next

POST DATE	SUPERVISOR	SERVICE DATE	SERVICE DEPT	SERVICE GROUP	SERVICE DEPT ID	CPT	DESCRIPTION	RVUS	CHG	CHG CT	NET PMT	NOTES
12/31/2017	smithmd	12/31/2017	Main Hospital	Acute Care	123	93010	ELECTROCARDIOGRAM REPORT	23.23	\$21,053.00	2.00	\$1,608.00	Supplemental RVUs
12/31/2017	smithmd	12/31/2017	Main Hospital	Acute Care	123	93010	ELECTROCARDIOGRAM REPORT	879.12	\$22,061.00	1.00	\$4,608.00	
11/30/2017	smithmd	11/30/2017	Main Hospital	Acute Care	123	93010	ELECTROCARDIOGRAM REPORT	12.30	\$9,016.00	5.00	\$3,000.00	Supplemental RVUs
11/30/2017	smithmd	11/30/2017	Main Hospital	Acute Care	123	93010	ELECTROCARDIOGRAM REPORT	723.12	\$4,067.00	1.00	\$6,702.00	
10/31/2017	smithmd	10/31/2017	Main Hospital	Acute Care	123	93010	ELECTROCARDIOGRAM REPORT	23.23	\$14,029.00	4.00	\$5,300.00	Supplemental RVUs
10/31/2017	smithmd	10/31/2017	Main Hospital	Acute Care	123	93010	ELECTROCARDIOGRAM REPORT	879.12	\$7,090.00	5.00	\$4,605.00	
09/30/2017	smithmd	09/30/2017	Main Hospital	Acute Care	123	93010	ELECTROCARDIOGRAM REPORT	12.30	\$14,010.00	7.00	\$2,402.00	Supplemental RVUs
09/30/2017	smithmd	09/30/2017	Main Hospital	Acute Care	123	93010	ELECTROCARDIOGRAM REPORT	723.12	\$12,038.00	7.00	\$7,600.00	